

BROKK 170

NEW 2018!

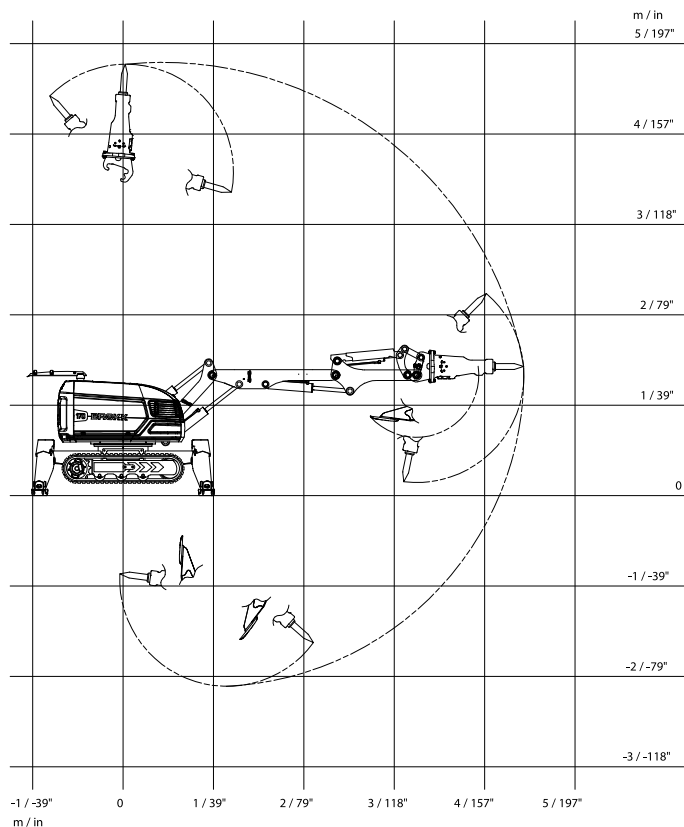


The Lean Mean Demolition Machine

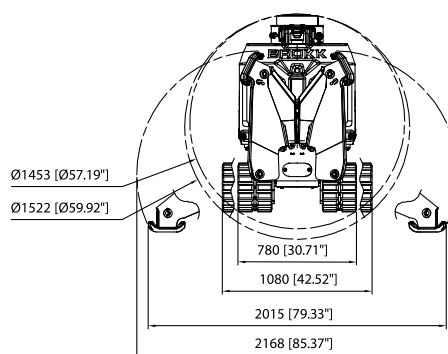
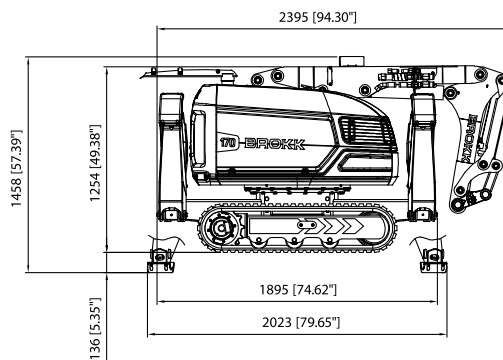
If you liked the Brokk 160 you'll love the **BROKK 170**. Taking the best from Brokk 160 and adding the full Brokk SmartConcept™ – the power of SmartPower™, the reliability of SmartDesign™, the ergonomics and productivity of SmartRemote™ – the Brokk 170 is the ultimate demolition machine for the construction industry. And don't let the size fool you. This new, lightweight machine gives you 15 % more power, packs a mean wallop with the breaker and brutal force with the crusher. Still, it's compact enough to get through standard door openings. A lean, mean demolition machine.

- New benchmark in breaker and crusher performance
- 24 kW Brokk SmartPower™ electrical system
- Brokk SmartDesign™ and SmartRemote™
- Can operate on 32 A fuse (and of course 63 A)
- Compatible with Brokk 160 attachments

RANGE



SIZE



TECHNICAL DATA

Hydraulic breaker in illustrations
Load and stability diagram available on request

BHB 205

Performance

Slewing speed 10 sec/360°
Transport speed, max. 2,1 km/h; 1.3 mph
Climbing inclination, max. 30°

Hydraulic system

Hydraulic system capacity 85 l; 22.5 US gal
Pump type Variable load-sensing
System pressure 18 MPa; 2 611 psi
Increased pressure to attachment 25 MPa; 3 626 psi
Pump flow 50Hz 69 l/min; 18 US gal/min
60Hz 83 l/min; 21 US gal/min

Power system

Power technology SmartPower
Electric motor type ABB
Power* 24 kW
Recommended fuse size* 63 A
Starting device Soft start/Direct start

Control system

Control type SmartRemote, portable control
Signal code Digital
Transfer Professional radio/Cable
Range, radio Up to 300 m

Weight

Machine weight** 1 600 kg; 3 527 lbs
Recommended attachment weight 270 kg; 595 lbs

Noise level

Sound power level L_{WA} *** 87 dB(A)

*Valid for 400V/50Hz and och 440V/60Hz

**Excluding options and attachment

***Measured according to directive 2000/14/EC, excl. attachment

OPTIONS

Arm System

Impact and heat protection for cylinder C2 and C3

Undercarriage

Rubber caterpillar tracks
Steel caterpillar tracks
Dozer blade

Heat resistance

Heat resistant hoses for hydraulic breaker
Forced draft cooling of machine
Forced draft cooling of breaker
Steel pads for kiln demoliton or furnace

Other options

Air flushing through breaker to protect from dust
Water spray through breaker to bind dust
Extra hydraulic function
Drainage hose
CAN cable connection for tools
Lifting eyes (regular lifting points are standard)

TOOLS

